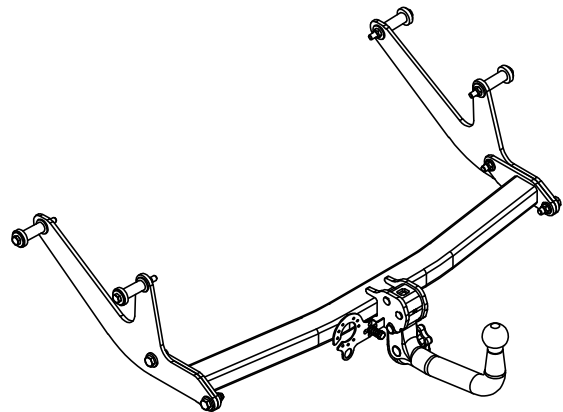



# MVG<sup>®</sup>

Die Anhängerkupplung.

Anhängerkupplungen  
und Elektrosätze  
direkt vom Hersteller



**MVG: 0965 C**

**Dacia Logan MCV Stepway (7SD / 7SR)**

**E** Instrucciones de montaje

**D** Einbauanleitung

**GB** Installation instruction

**F** Notice de montage

**NL** Inbouw instructie

**S** Monteringsanvisning


**CZ** Návod k montáži

**I** Istruzioni di montaggio

An der Wasserwiese 1  
D-52249 Eschweiler

[info@mvg-ahk.de](mailto:info@mvg-ahk.de)  
[www.mvg-ahk.de](http://www.mvg-ahk.de)

Tel.: 0049 (0)2403/7902-60  
Fax: 0049 (0)2403/7902-99



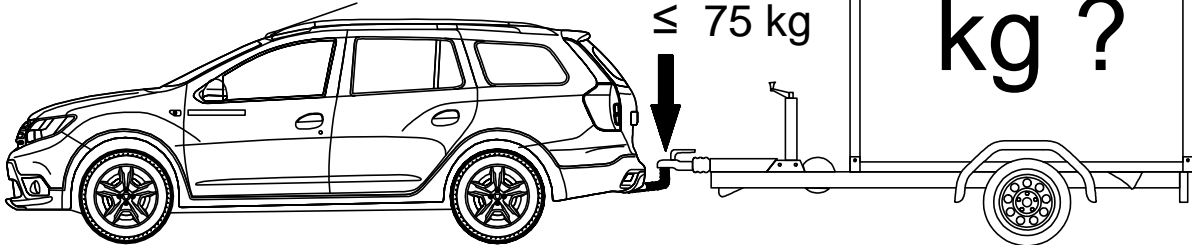
↓ ≤ 1680 kg



EG

e2 \* 2001/116 \* 0314

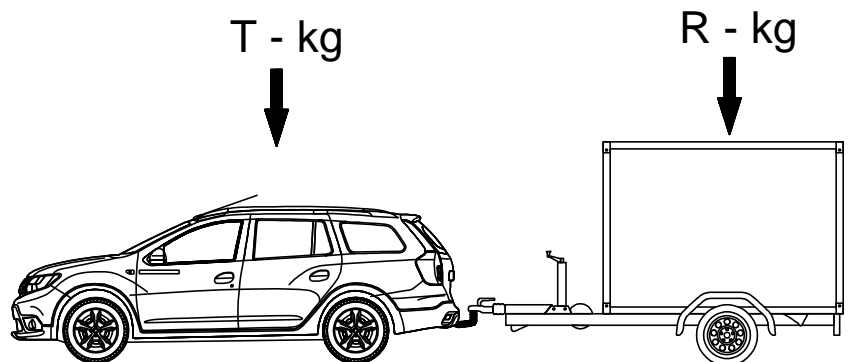
$$D = 7,0 \text{ kN}$$



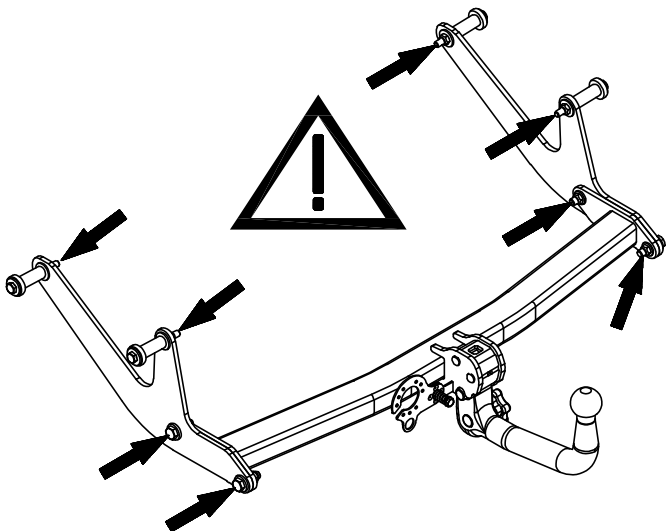
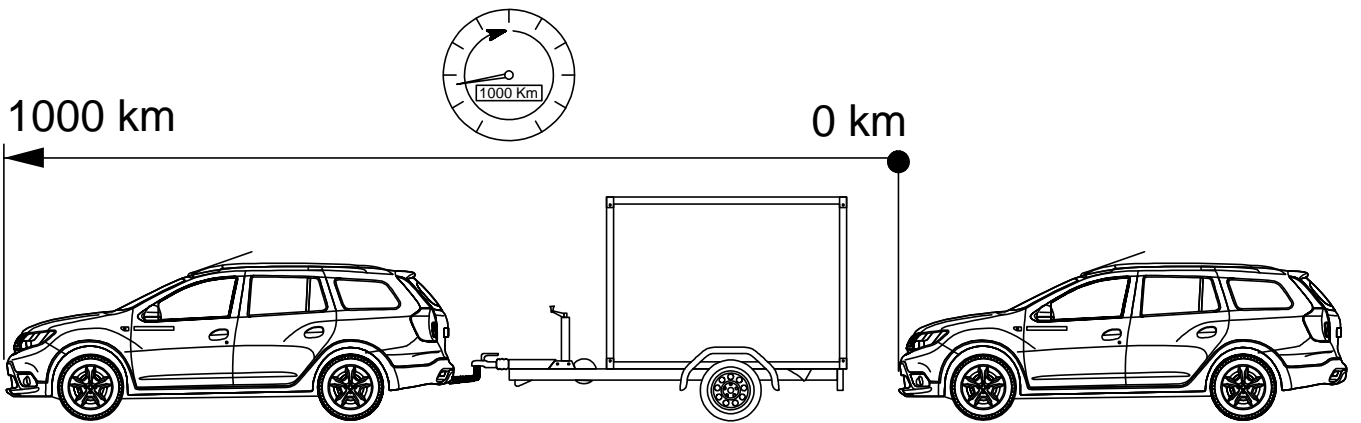
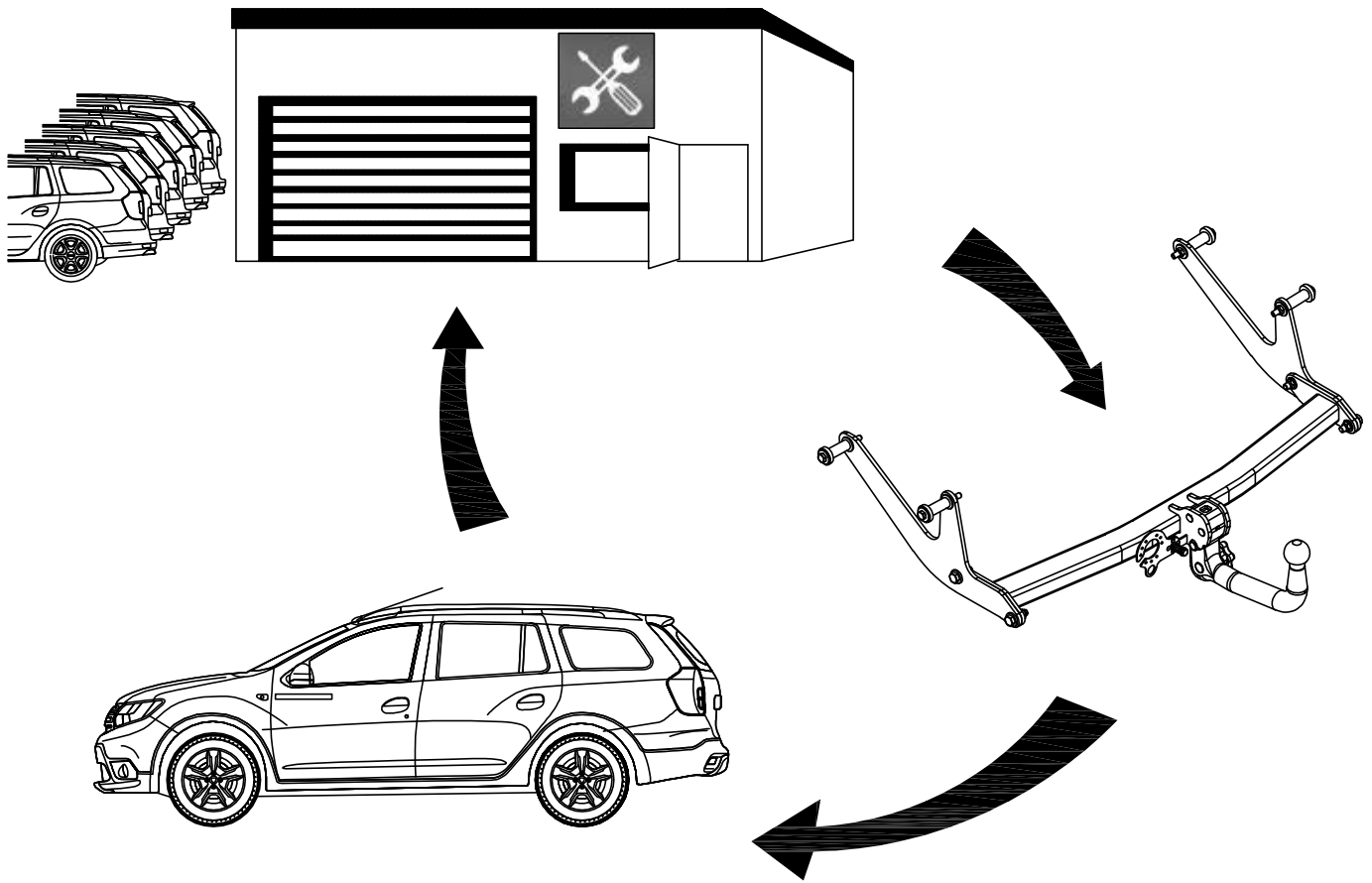
$$D = \frac{T \times R}{1000 \times (T + R)} \times g$$

$$g = 9,81 \text{ m/s}^2$$

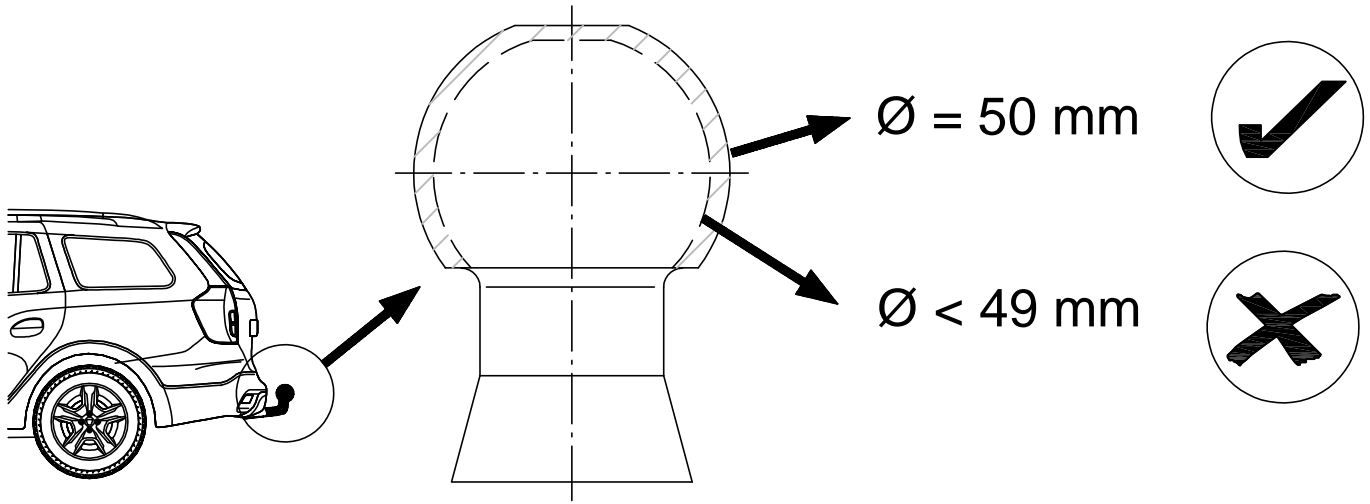
$$T = \frac{R \times D \times 1000}{(g \times R) - (1000 \times D)} \times g$$



$$R = \frac{T \times D \times 1000}{(g \times T) - (1000 \times D)}$$



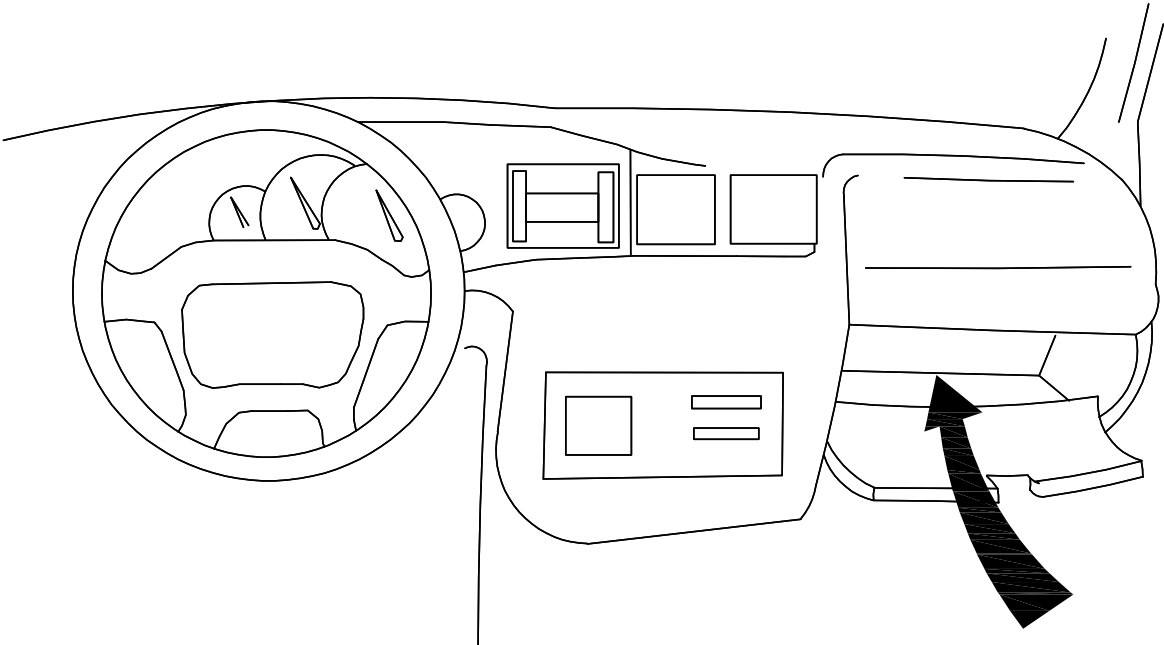
	M10	58 Nm
	M12	68 Nm



**MVG**<sup>®</sup> Approval Number  
 E4 55R-01 0985  
 Type: 0965 C D-Value: 7,0 kN  
 Class: A50-X S-Value: 80 kg  
 Made in Germany [www.mvg-ahk.de](http://www.mvg-ahk.de)

Zulässige Stützlast  
 maximal 75 kg

**MVG**<sup>®</sup>  
 MVG-Metallverarbeitungsgesellschaft mbH  
[www.mvg-ahk.de](http://www.mvg-ahk.de)



Technische Änderungen vorbehalten

**MVG** Metallverarbeitungsgesellschaft mbH  
 Die Anhängerkupplung

MVG: 0965 C  
 Dacia Logan MCV Stepway (7SD/7SR)

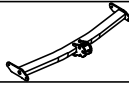

























Instrucciones de montaje / Inbouw instructie  
 Einbauanleitung / Montagehandleiding  
 Installations instruction / Niscolli e montaggio  
 Notice de montage / Istruzioni di montaggio

Dr. rer. oec. Walter Wenzel 1 | Tel.: 0243 (0)243 7920-00  
 03524-03 Exterheide | [www.mvg-ahk.de](http://www.mvg-ahk.de) | Fax: 0243 (0)243 7920-05

**MVG** Metallverarbeitungsgesellschaft mbH

System 2020A/2040A

Dr. rer. oec. Walter Wenzel 1 | Tel.: 0243 (0)243 7920-00  
 03524-03 Exterheide | [www.mvg-ahk.de](http://www.mvg-ahk.de) | Fax: 0243 (0)243 7920-05

1	1x		0965 C	
2	1x		2040 A 044	
3	2x			
4	4x		Ø20/ Ø11x61	
5	4x		Ø34/ 20x8	PE
6	4x		M10x100 (10.9) ISO 4014	
7	12x		Ø10,5/30x2,5 (St.) ISO 7093	
8	4x		M10 (10) ISO 7042	
9	4x		M12x45 (8.8) ISO 4017	
10	4x		Ø13/ 35x5 (St.) DIN 6340	
11	4x		Ø13/ 24x2,5 (St.) ISO 7089	
12	4x		M12 (8) ISO 7042	
13	1x			
14	1x		M8x45 (8.8) ISO 4017	
15	1x		Ø8,4/ 24x2 (St.) ISO 7089	
16	1x			
17	2x		Ø8,4/ 16x1,6 PA6.6 ISO 7089	
18	1x			
19	1x		M8 (8) ISO 7042	
20	1x			0069
21	1x		75 kg.	1016
22	1x		0965 C	0062
23	1x		System 2020A/ 2040A	
24	2x	 		
25	1x			1012

**E** Volumen de suministro del enganche

**D** Lieferumfang der Anhängervorrichtung

**GB** Scope of delivery of towing hitch

**F** Pièces comprises dans la fourniture de l'attelage


**NL** Leveringsomvang trekhaak

**S** Dragkrokens leveransspecifikation

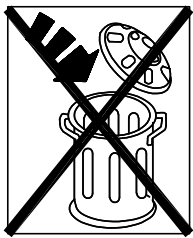
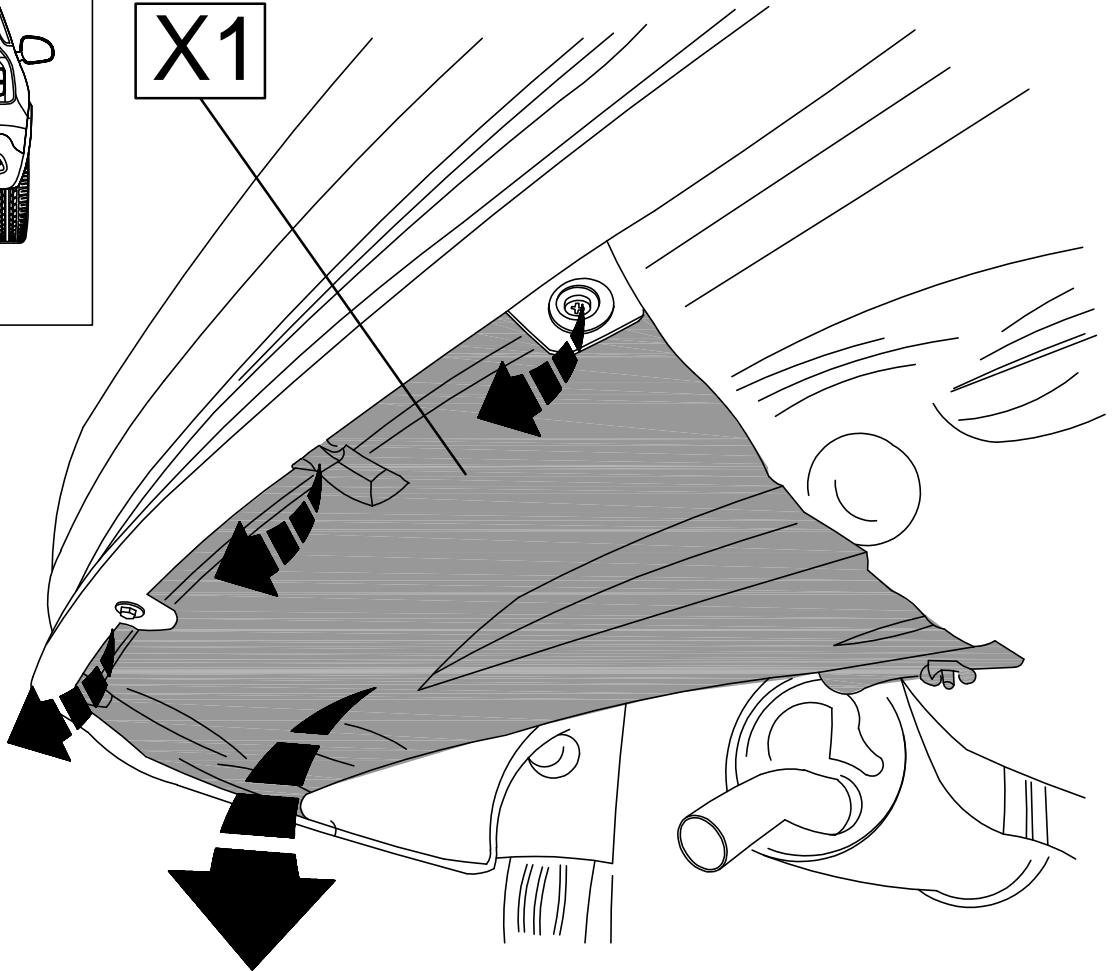
**CZ** Objem dodání tažného zařízení

**I** Dotazione del gancio di traino

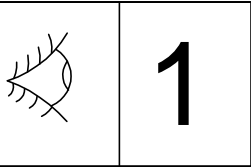





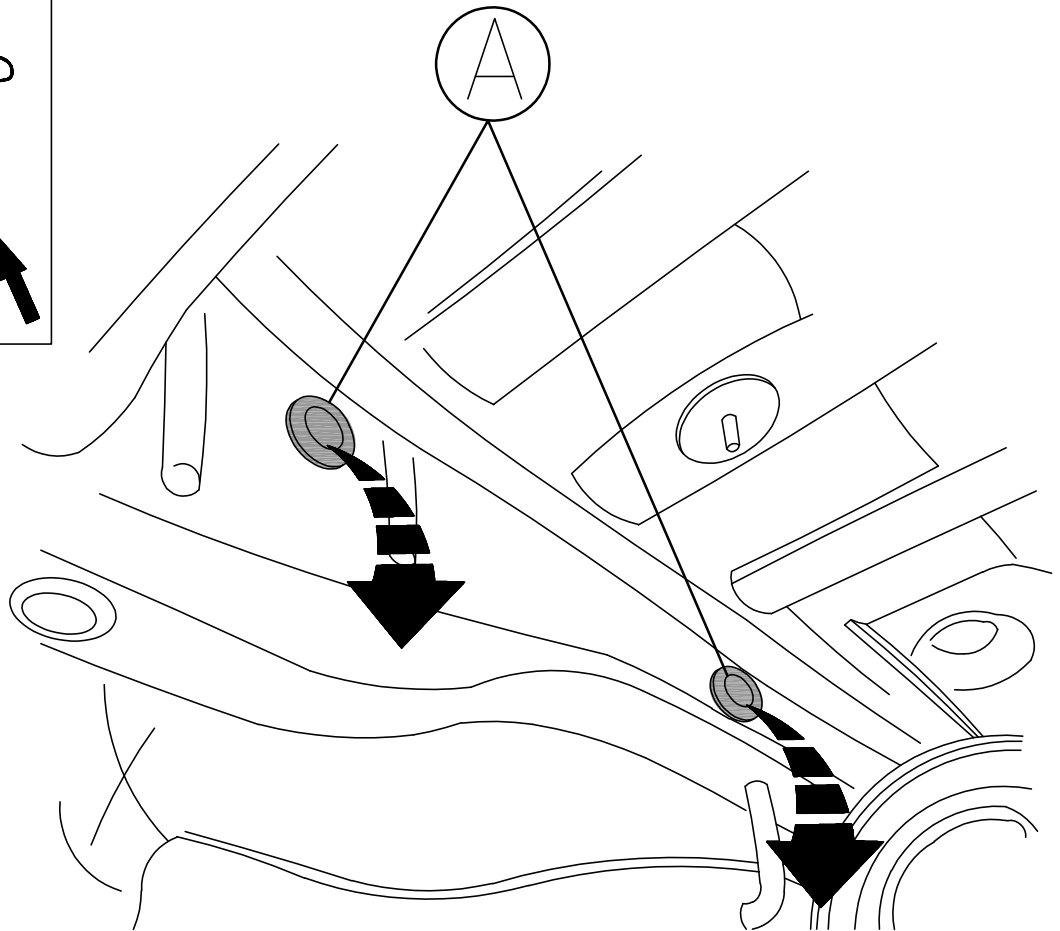
X1




2

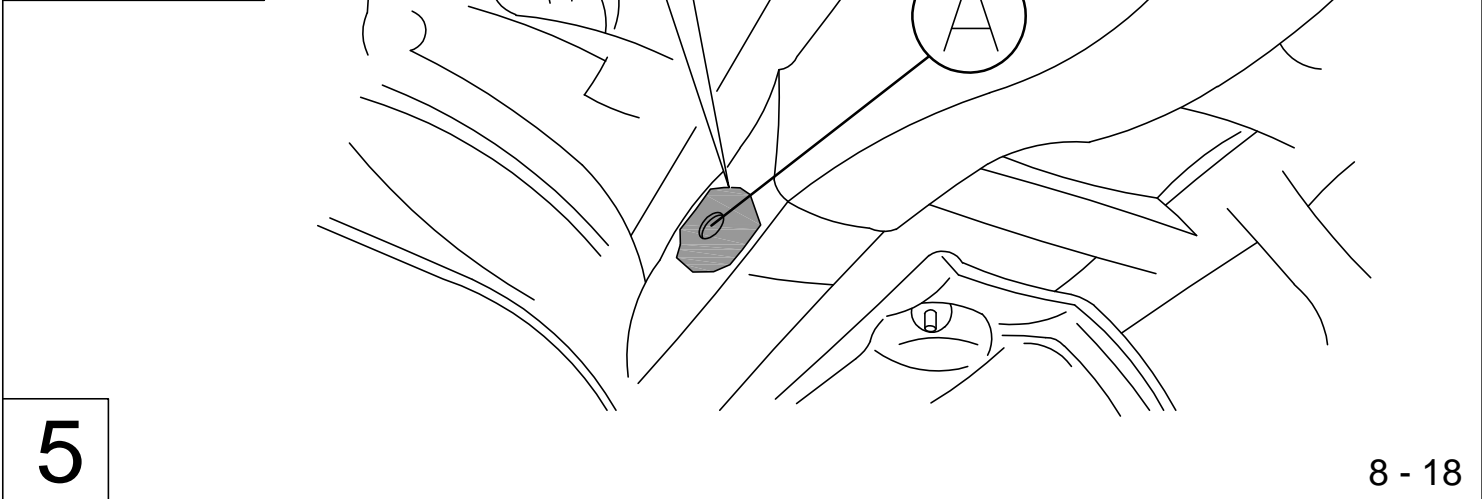
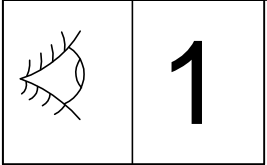

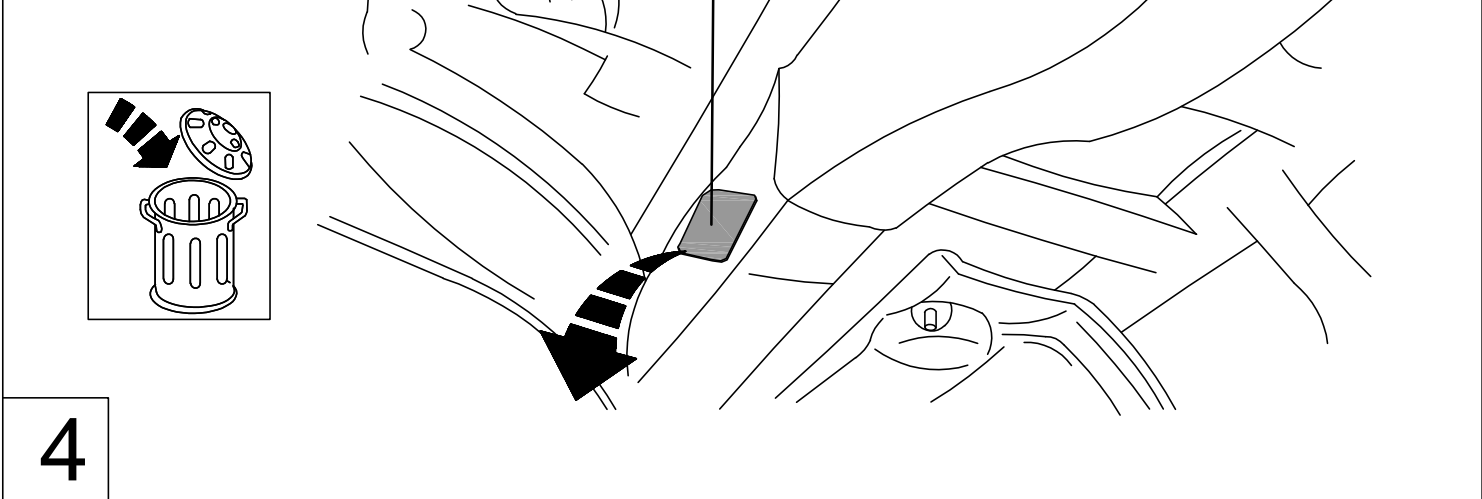




1




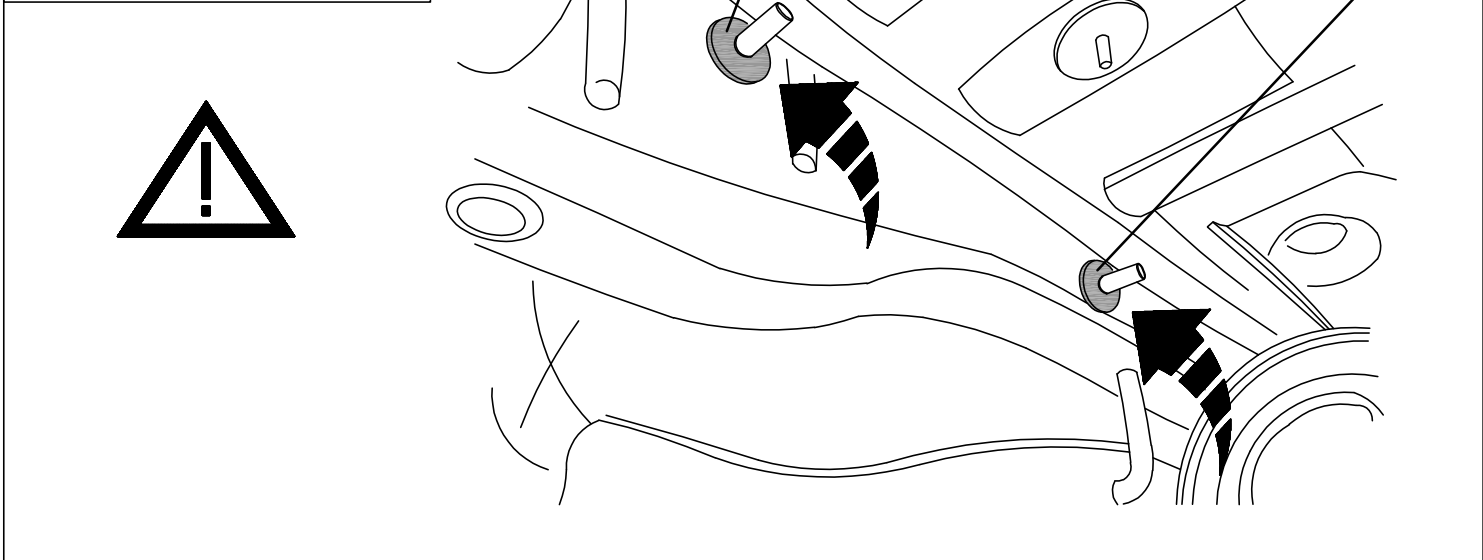

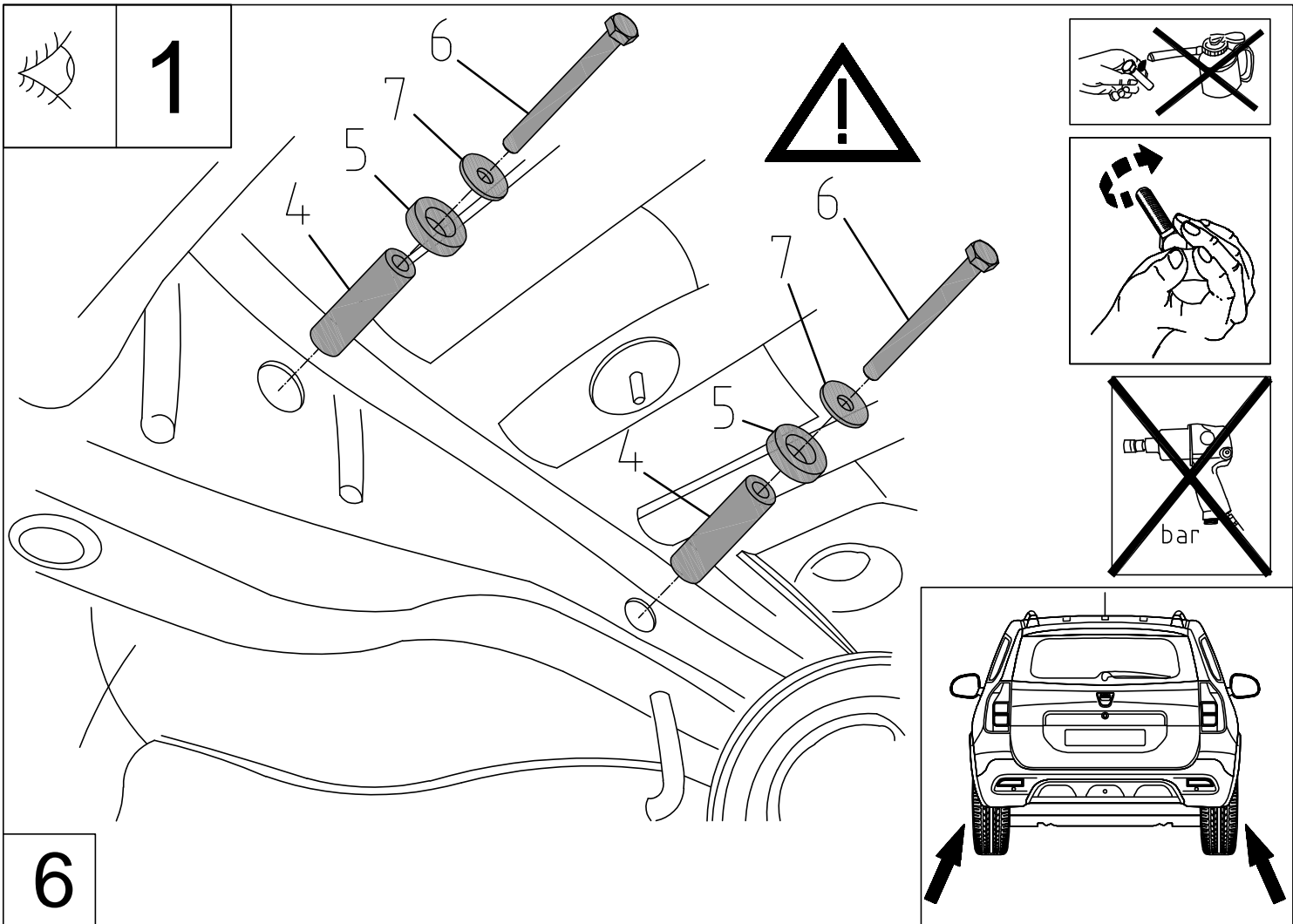
3

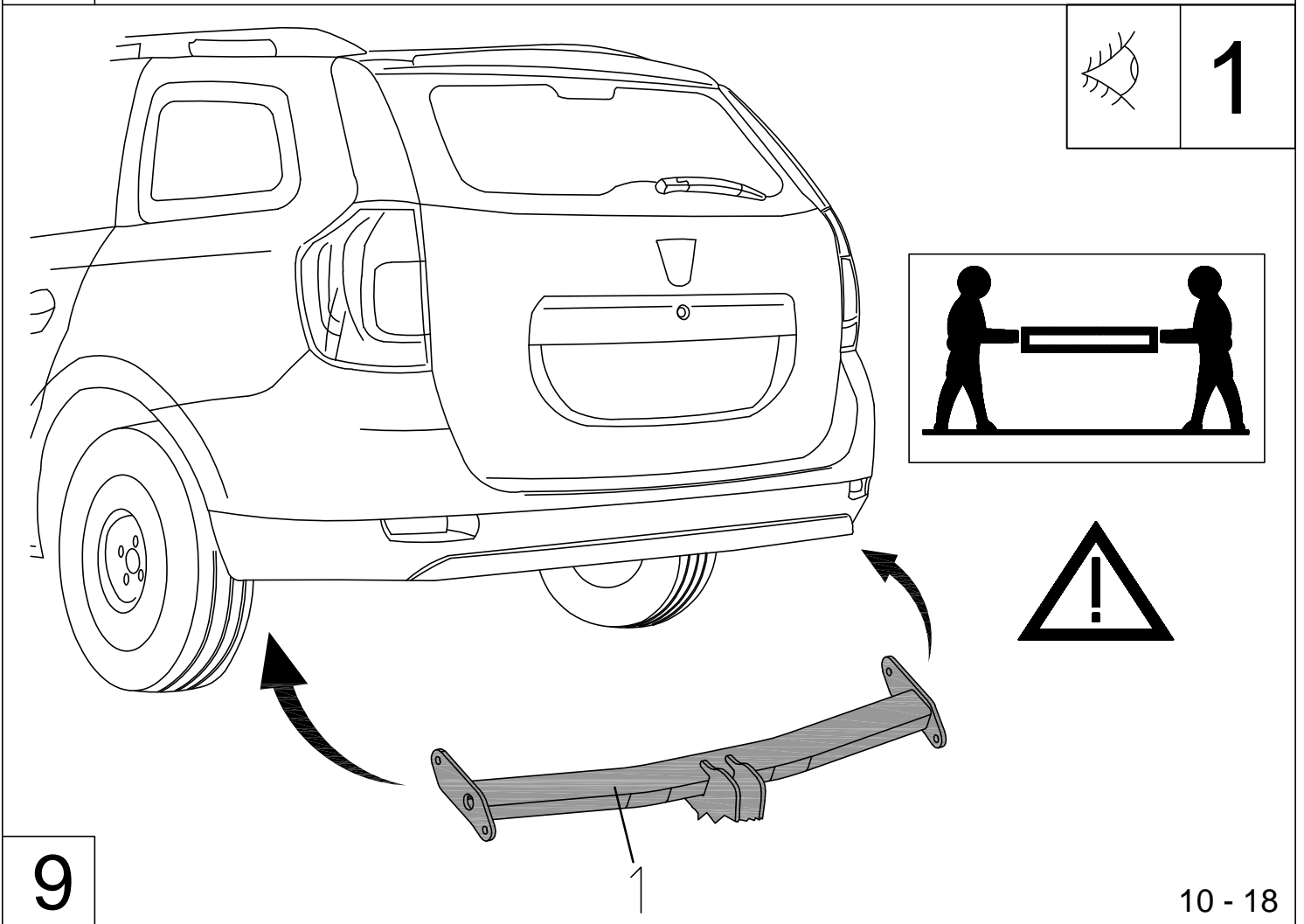
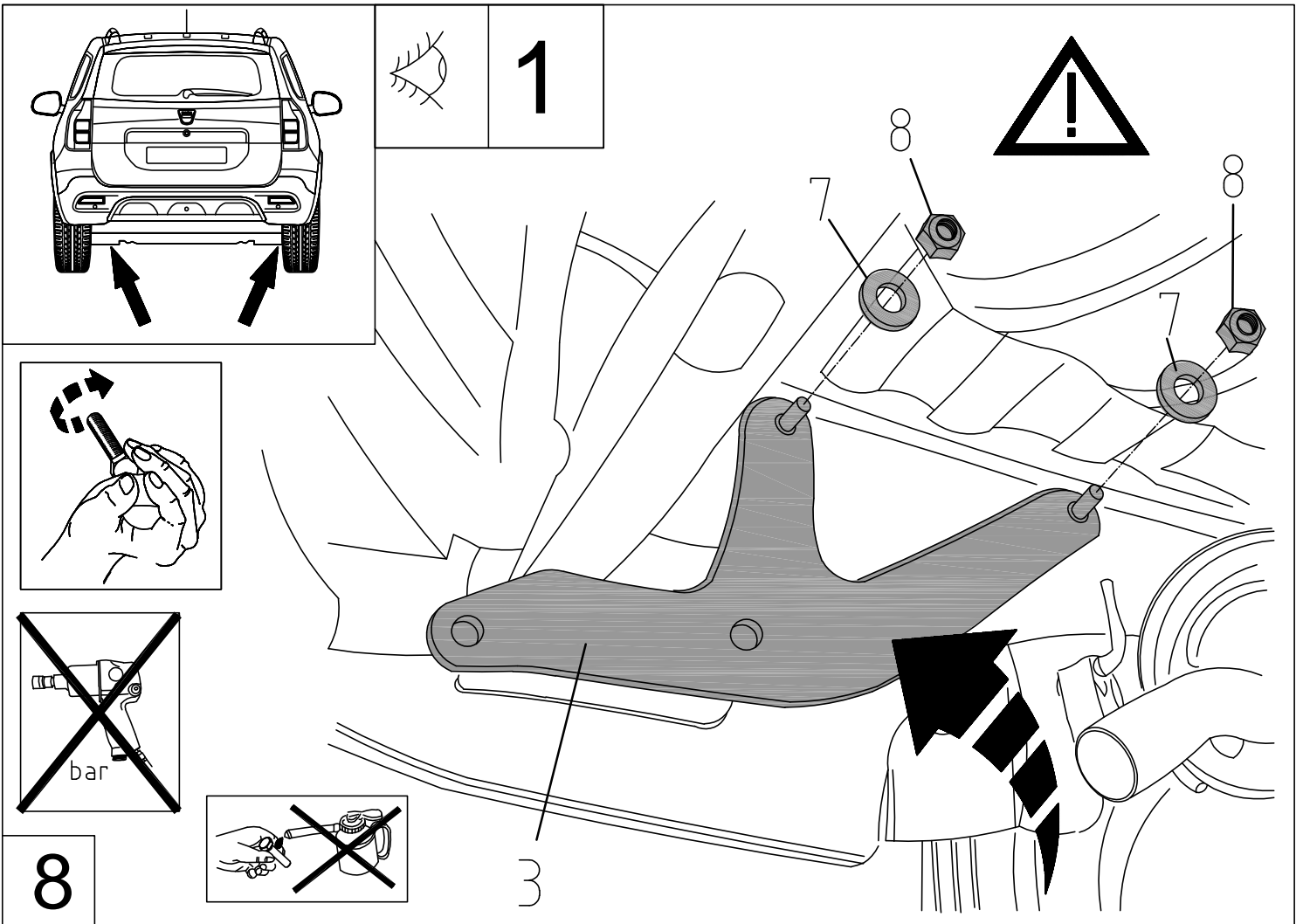


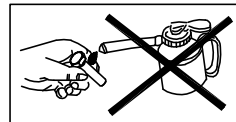



5

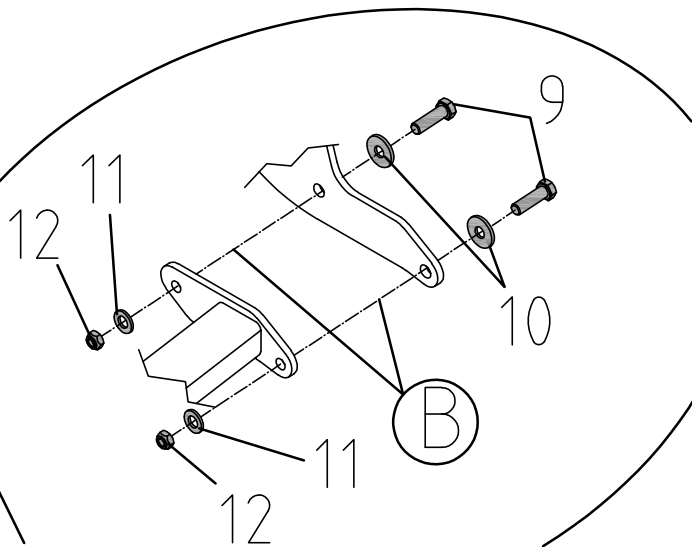
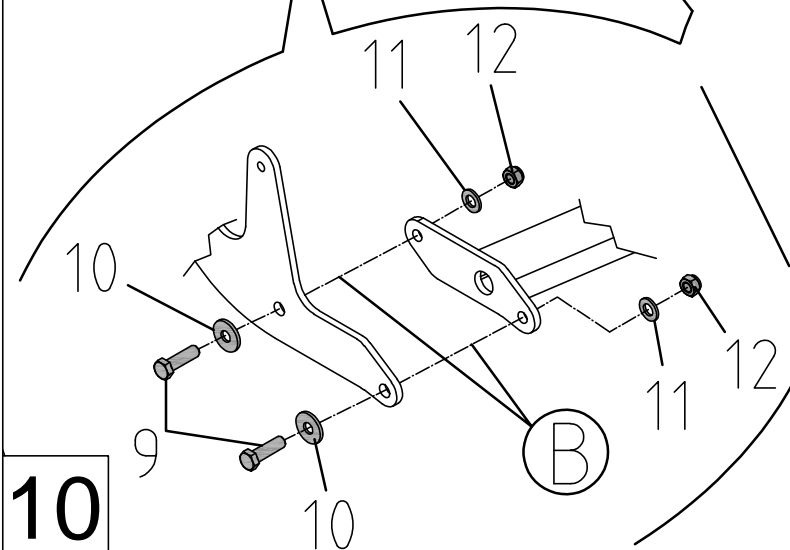





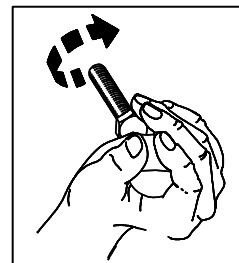






1


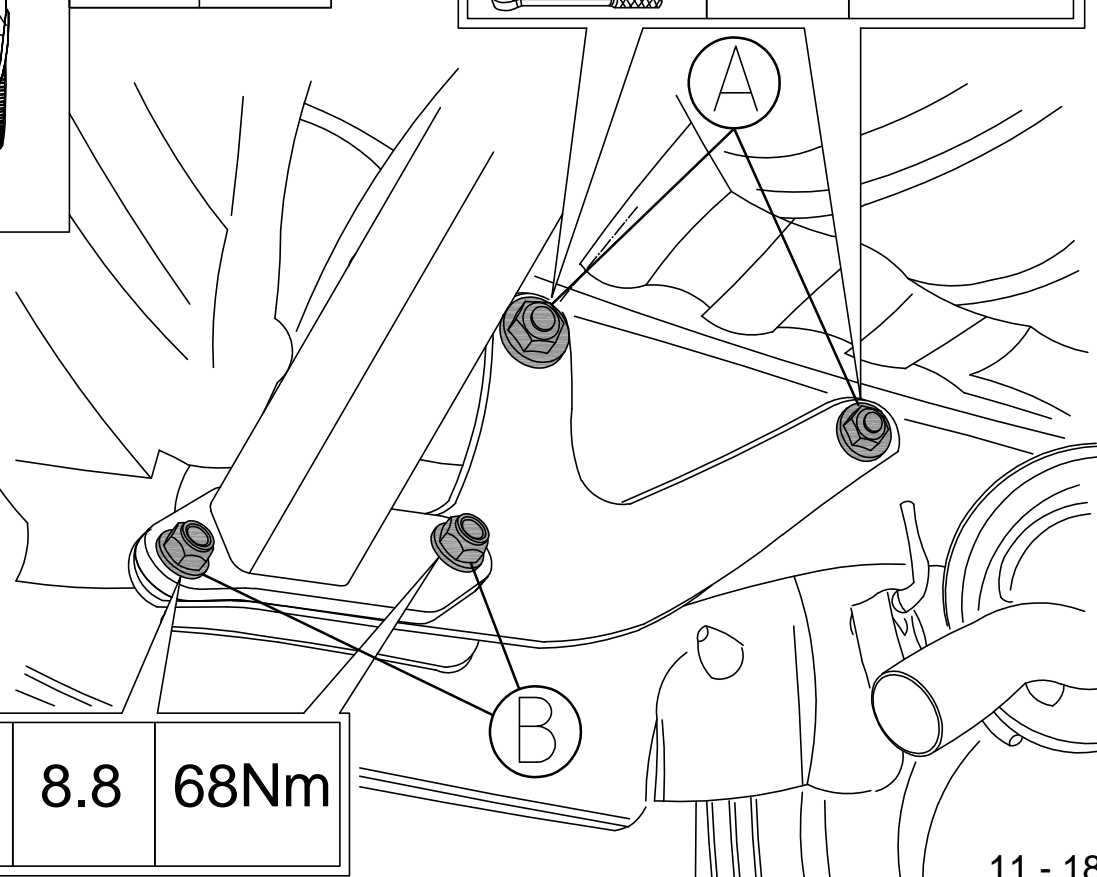


10

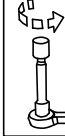



1

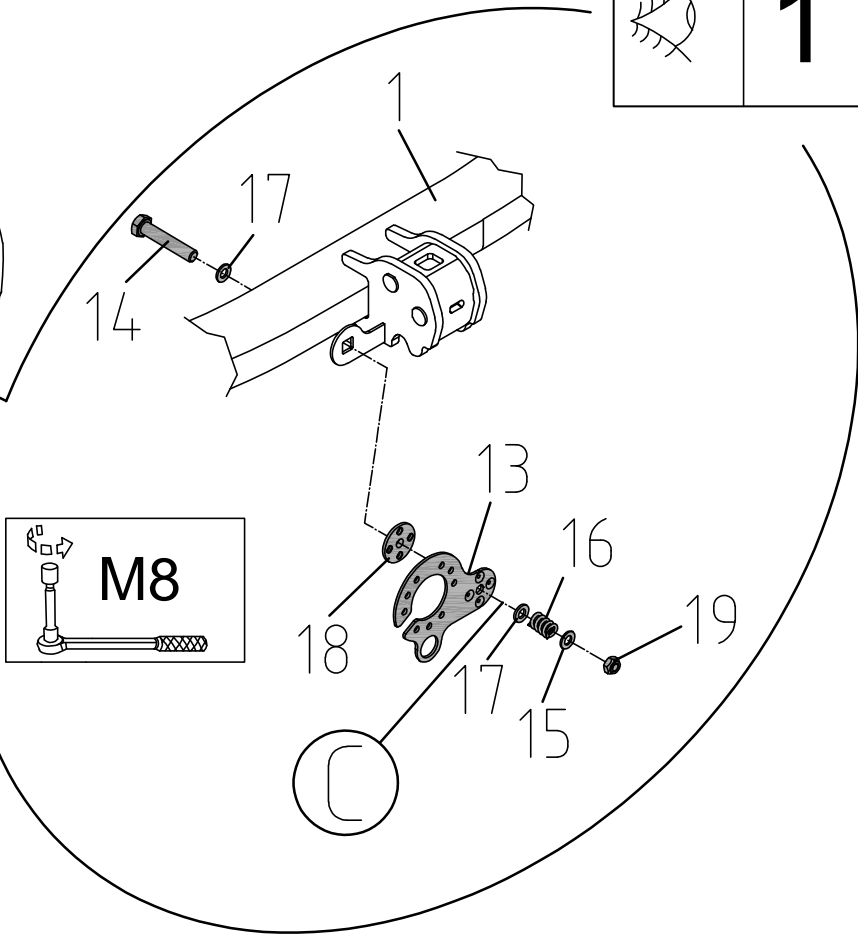

	M10	10.9	100Nm
-------------------------------------------------------------------------------------	-----	------	-------

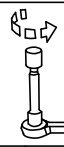



11

	M12	8.8	68Nm
-------------------------------------------------------------------------------------	-----	-----	------


 **1**

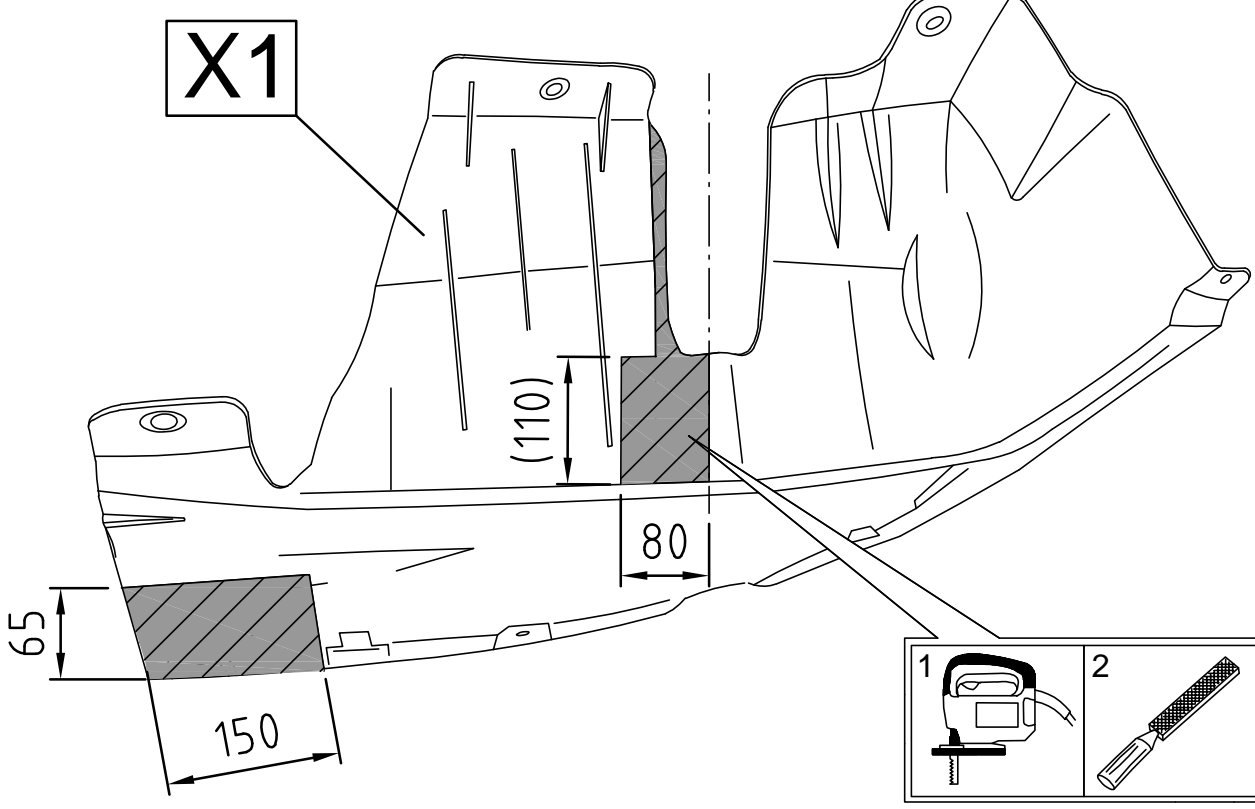


 **M8**



**12**

 **2**



**13**




2

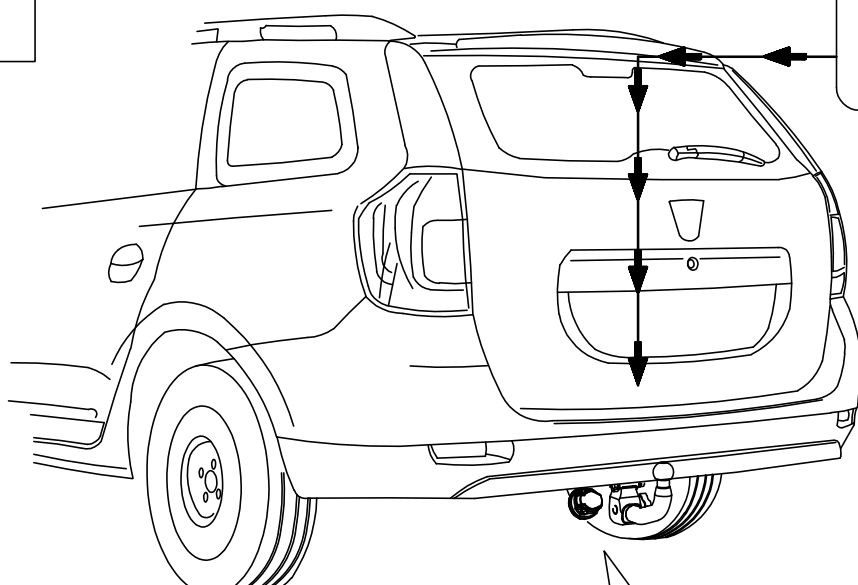


12

X1



14



Zulässige Stützlast maximal 75 kg




www.mvg-ahk.de



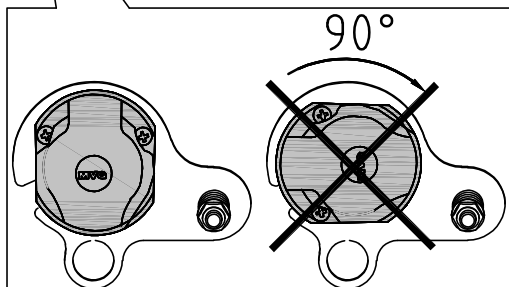
21



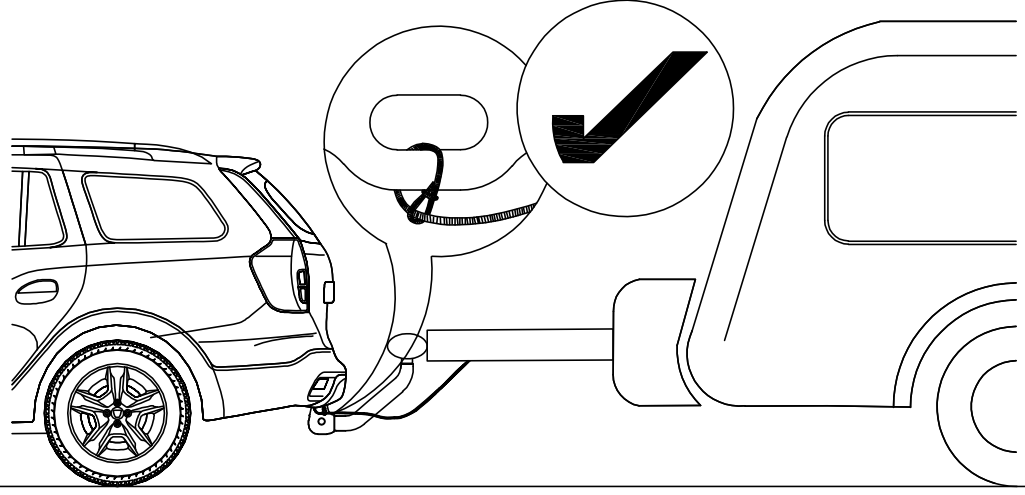
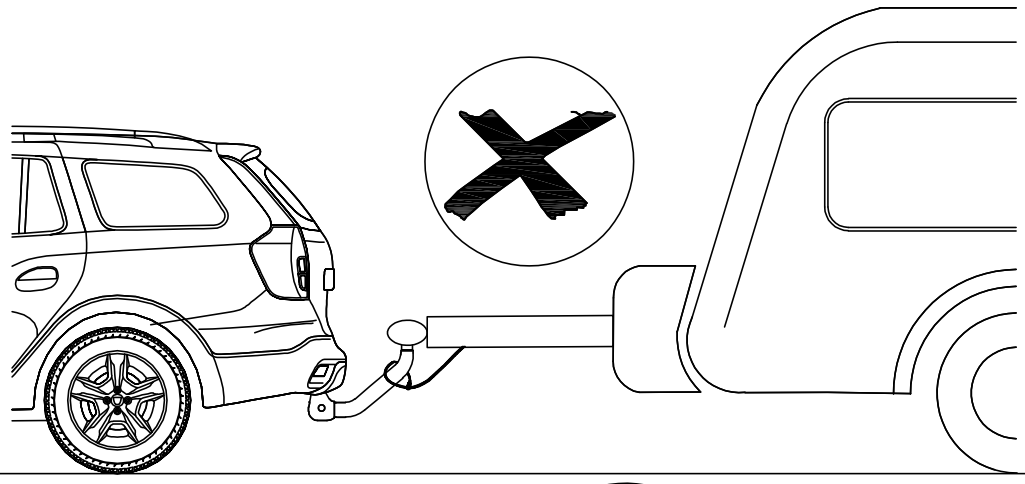
15



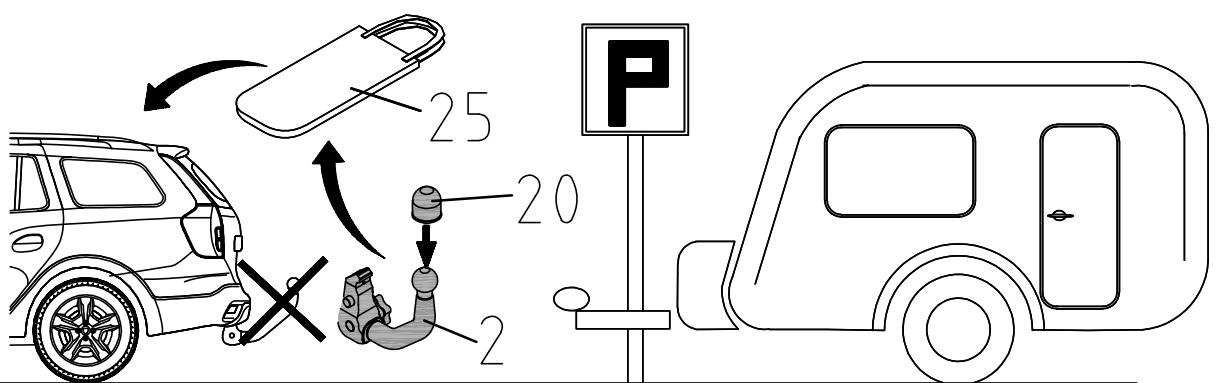

23



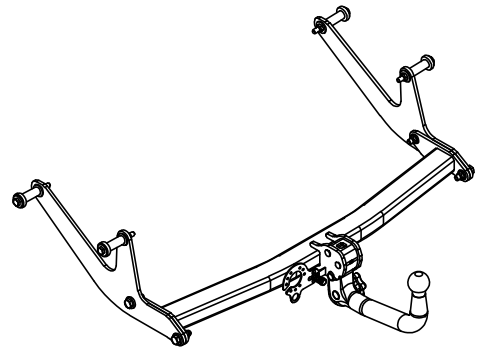

13 - 18



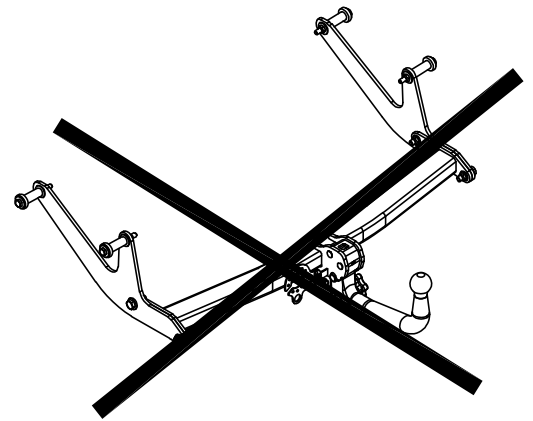

16



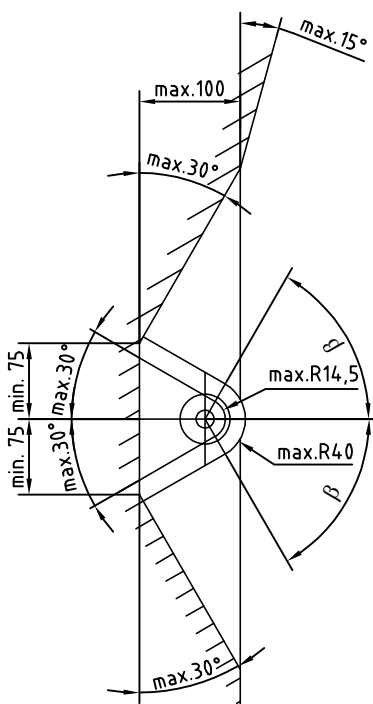
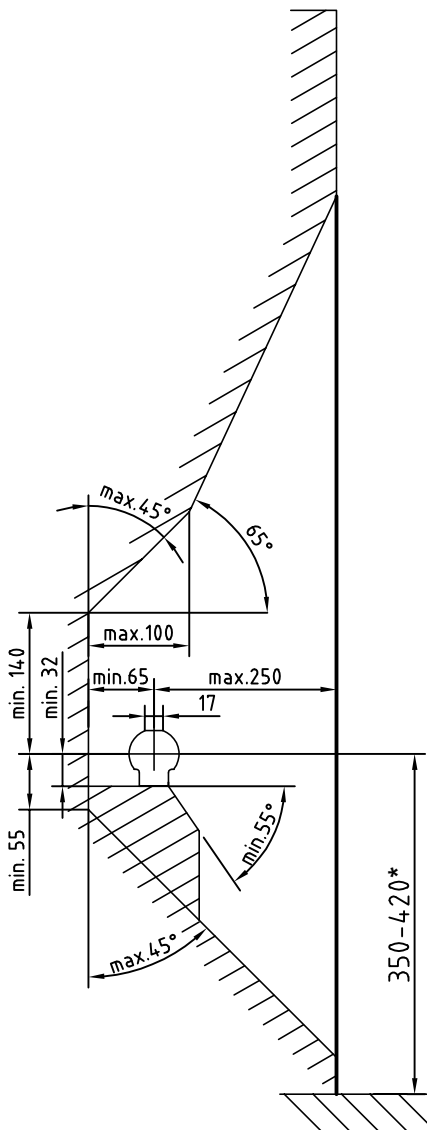
17



Best. Nr.: 0965 C



18



- D** Der Freiraum nach Anhang 7, Abbildung 25a und 25b der Richtlinie ECE-R 55 ist zu gewährleisten.
- CZ** Volný prostor ve smyslu Přílohy 7, obr. 25a a 25b směrnice ECE-R 55 musí být zaručen.
- DK** Det skal sikres, at der er spillerum i overensstemmelse med bilag 7, fig. 25a og 25b i henhold til direktiv ECE-R 55.
- E** Hay que garantizar el espacio libre conforme al anexo 7, fig. 25a y 25b de la directiva ECE-R 55.
- F** La zone de dégagement, selon l'annexe 7, figure 25a et 25b de la directive ECE-R 55, doit être assurée.
- FIN** Välyksen tulee täyttää ohjeen ECE-R 55 liitteen 7 kuvissa 25a ja 25b ilmoitetut vaatimukset.
- GB** Make sure to provide clearance according to appendix 7, figures 25a and 25b of the ECE-R 55 regulations.
- GR** Πρέπει να εξασφαλίζεται ο ελεύθερος χώρος σύμφωνα με το παράρτημα 7, σχήμα 25a και 25b της κοινοτικής οδηγίας ECE-R 55.
- H** Biztosítani kell az ECE-R 55 irányelv szerinti, 7. számú függelék, 25a. és 25b ábrákban jelölt szabad teret.
- I** Deve essere garantito lo spazio libero secondo l'allegato 7, figure 25a e 25b della normativa europea ECE-R 55.
- N** Det må sørges for fritt rom i samsvar med tillegg 7, figur 25a og 25b i direktiv ECE-R 55.
- NL** De vrije ruimte volgens supplement 7, afbeelding 25a en 25b van richtlijn ECE-R 55 moet gewaarborgd zijn.
- PL** Należy zapewnić wolną przestrzeń zgodnie z załącznikiem 7, rys. 25a i 25b, dyrektywy ECE-R 55.
- RUS** Оставлять свободное пространство согласно Приложению 7, рис. 25a и 25b Директивы ECE-R 55.
- S** Spelrummet enligt bilaga 7, bild 25a och 25b i riktlinje ECE-R 55, måste garanteras.

- D** \* bei zulässigem Gesamtgewicht des Fahrzeuges
- CZ** \* při celkové přípustné hmotnosti vozidla
- DK** \* ved tilladt totalvægt for køretøjet
- E** \* con peso total autorizado del vehículo
- F** \* pour poids total en charge autorisé du véhicule
- FIN** \* Ajoneuvon suurimmalla sallitulla kokonaispainolla
- GB** \* at gross vehicle weight rating
- GR** \* για το επιτρεπτό μικό βάρος του οχήματος
- H** \* A jármű megengedett összsúlya esetén
- I** \* per il peso complessivo ammesso del veicolo
- N** \* ved kjøretøyets tillatte totalvekt
- NL** \* bij toegestaan totaal gewicht van het voertuig
- PL** \* przy dopuszczalnym ciężarze całkowitym pojazdu
- RUS** \* при допустимом общем весе автомобиля
- S** \* vid fordonets tillåtna totalvikt



- D** Die Anhängervorrichtung ist ein Sicherheitsteil und darf nur von Fachunternehmen montiert werden. Bei falscher Montage besteht schwere Unfallgefahr! Der deutsche Text dieser Anleitung ist bindend.
- CZ** Tažné zařízení je bezpečnostní součást, kterou smí montovat pouze odborné podniky. Při chybné montáži hrozí vážné nebezpečí nehody! Německý text tohoto návodu je závazný.
- DK** Anhængertrækket er en sikkerhedsdel og må kun monteres af autoriserede firmaer. Ved forkert montering er der fare for alvorlige uheld! Den tyske tekst i denne vejledning er bindende.
- E** La bola de enganche es un elemento de seguridad y sólo se debe permitir su montaje a personal cualificado. ¡En caso de montaje erróneo existe peligro de accidentes graves! Es vinculante el texto alemán de estas instrucciones.
- F** Le dispositif d'attelage est un équipement de sécurité et doit être mis en place exclusivement par un atelier spécialisé. Un montage incorrect représente un risque élevé d'accident! Le texte allemand de cette notice fait foi.
- FIN** Vetolaite on turvallisuu-teen vaikuttava osa, jonka saa asentaa vain alan erikoisliike. Virheellinen asennus voi aiheuttaa vakavan onnettomuuden! Tämän ohjeen saksankielinen teksti on sitova.
- GB** A trailer hitch is a safety-critical part and may be fitted only by qualified companies. Improper assembly may result in a serious accident hazard! The German text of this instruction is binding.
- GR** Ο κοτσαδόρος είναι ένα εξάρτημα ασφαλείας και η τοποθέτηση του επιτρέπεται να γίνεται μόνο από εξειδικευμένο συνεργείο. Σε περίπτωση λάθους τοποθέτησης υπάρχει κίνδυνος σοβαρών ατυχημάτων! Το γερμανικό κείμενο αυτών των οδηγιών είναι δεσμευτικό.
- H** A vonószerkezet egy biztonsági felszerelés, amelyet csak szaküzem szerelhet fel. Helytelen szerelés súlyos balesethez vezethet! A német szerelési utasítás betartása kötelező.
- I** Il gancio di traino è un componente di sicurezza e deve essere montato esclusivamente da personale specializzato. In caso di montaggio errato sussiste il pericolo di incidenti gravi! È vincolante il testo tedesco di queste istruzioni.
- N** Tilhengerfestet er en sikkerhetskompont og skal monteres av fagbedrift. Det er stor fare for at det kan oppstå ulykker ved feil montering! Den tyske teksten i denne veiledningen er bindende.
- NL** De aanhanger is veiligheidsonderdeel en mag alleen door vakkundig personeel worden gemonteerd. Bij verkeerde montage bestaat ernstig gevaar voor ongevallen! De Duitse tekst van deze handleiding is bindend.
- PL** Hak holowniczy stanowi element bezpieczeństwa i może zostać zamontowany wyłącznie przez firmę specjalistyczną. W przypadku nieprawidłowego montażu istnieje poważne ryzyko wypadku! Tekst niniejszej instrukcji w języku niemieckim jest wiążący.
- RUS** Сцепное устройство - это узел, несущий предохранительные функции, и к его монтажу допускаются только специалисты. При неправильном монтаже грозит опасность тяжелых травм! Обязательным является немецкий текст данной инструкции.
- S** Dragkroken är en säkerhetskompont och bör endast monteras av kvalificerade tekniker. Vid felaktig montering föreligger risk för allvarliga olyckor! Den tyska texten i denna anvisning är bindande.



Dispositivo di traino tipo: **0965 C**  
Per autoveicoli: **Dacia Logan MCV Stepway**  
Tipo funzionale: **7SD/7SR**  
  
Classe e tipo di attacco: **CLASS A-50X**  
Omologazione: **E4\*55R-01\*0985**  
Valore D: **7,0 kN**  
Carico verticale max. S: **80 kg**  
Larghezza rimorchiabile per Caravan e T.A. T.S.: **2,45 m vedere CARTA di CIRCOLAZIONE VEICOLO (motrice) + 70 cm = arrotondare ai 5 cm superiore (vedi D.M. 28/05/85)**  
Massa rimorchiabile: **Vedi carta circolazione dell' autoveicolo**

Per verificare l'idoneità del dispositivo di traino omologato a norma ECE-R55, all'installazione sulla vettura su cui si intende procedere al montaggio, compilare la seguente formula (se necessario declassare la massa rimorchiabile):  
$$D = ((T \times C) / (T+C)) \times 0,00981 = 7,0 \text{ kN} < D$$
dove: T = Massa Complessiva Max. della motrice (in kg)  
C = Massa Rimorchiabile Max. della motrice (in kg)

**DA COMPILARE PER IL COLLAUDO**

DICHIARAZIONE DI CORRETTO MONTAGGIO: la sottoscritta Ditta dichiara di aver montato in maniera corretta ed in conformità alle prescrizioni sia del costruttore del veicolo che del costruttore del dispositivo stesso il seguente dispositivo di attacco meccanico:

Tipo: .....  
Il dispositivo di attacco sopra indicato è stato installato su autoveicolo  
Modello: .....  
Targa: .....  
Data: .....

**TIMBRO e FIRMA**

Si dichiara inoltre di aver informato l'utente del veicolo sull'USO e MANUTENZIONE del dispositivo stesso.